

## The Bird Booklet – Information

Use the information cards and pictures with this booklet. The student can color the appropriate parts on each of the pictures, and write the description from the information cards.

This is part of the Vertebrate Study Unit which can be found on our website. If you have any questions, just email me.


<http://home.earthlink.net/~senari>

[senari@aol.com](mailto:senari@aol.com)


Enjoy!

Micki Fitzpatrick, President,  
Senari Programs

# The Bird




# The bird's head




<hr/> <hr/> <hr/>
<hr/> <hr/> <hr/>
<hr/> <hr/> <hr/>
<hr/> <hr/> <hr/>
<hr/> <hr/> <hr/>
<hr/> <hr/> <hr/>

# The bird's breast




<hr/> <hr/>
<hr/> <hr/>
<hr/> <hr/>
<hr/> <hr/>
<hr/> <hr/>
<hr/> <hr/>

# The bird's beak




<hr/> <hr/> <hr/>
<hr/> <hr/> <hr/>
<hr/> <hr/> <hr/>
<hr/> <hr/> <hr/>
<hr/> <hr/> <hr/>
<hr/> <hr/> <hr/>

# The bird's eyes




<hr/> <hr/> <hr/>
<hr/> <hr/> <hr/>
<hr/> <hr/> <hr/>
<hr/> <hr/> <hr/>
<hr/> <hr/> <hr/>
<hr/> <hr/> <hr/>

# The bird's feet



<hr/> <hr/> <hr/>
<hr/> <hr/> <hr/>
<hr/> <hr/> <hr/>
<hr/> <hr/> <hr/>
<hr/> <hr/> <hr/>
<hr/> <hr/> <hr/>


# The bird's nostrils



<hr/> <hr/>
<hr/> <hr/>
<hr/> <hr/>
<hr/> <hr/>
<hr/> <hr/>
<hr/> <hr/>




# The bird's wings




<hr/> <hr/> <hr/>
<hr/> <hr/> <hr/>
<hr/> <hr/> <hr/>
<hr/> <hr/> <hr/>
<hr/> <hr/> <hr/>
<hr/> <hr/> <hr/>

# The bird's remiges



<hr/> <hr/> <hr/>
<hr/> <hr/> <hr/>
<hr/> <hr/> <hr/>
<hr/> <hr/> <hr/>
<hr/> <hr/> <hr/>
<hr/> <hr/> <hr/>

# The bird's tail



<hr/> <hr/> <hr/>
<hr/> <hr/> <hr/>
<hr/> <hr/> <hr/>
<hr/> <hr/> <hr/>
<hr/> <hr/> <hr/>
<hr/> <hr/> <hr/>